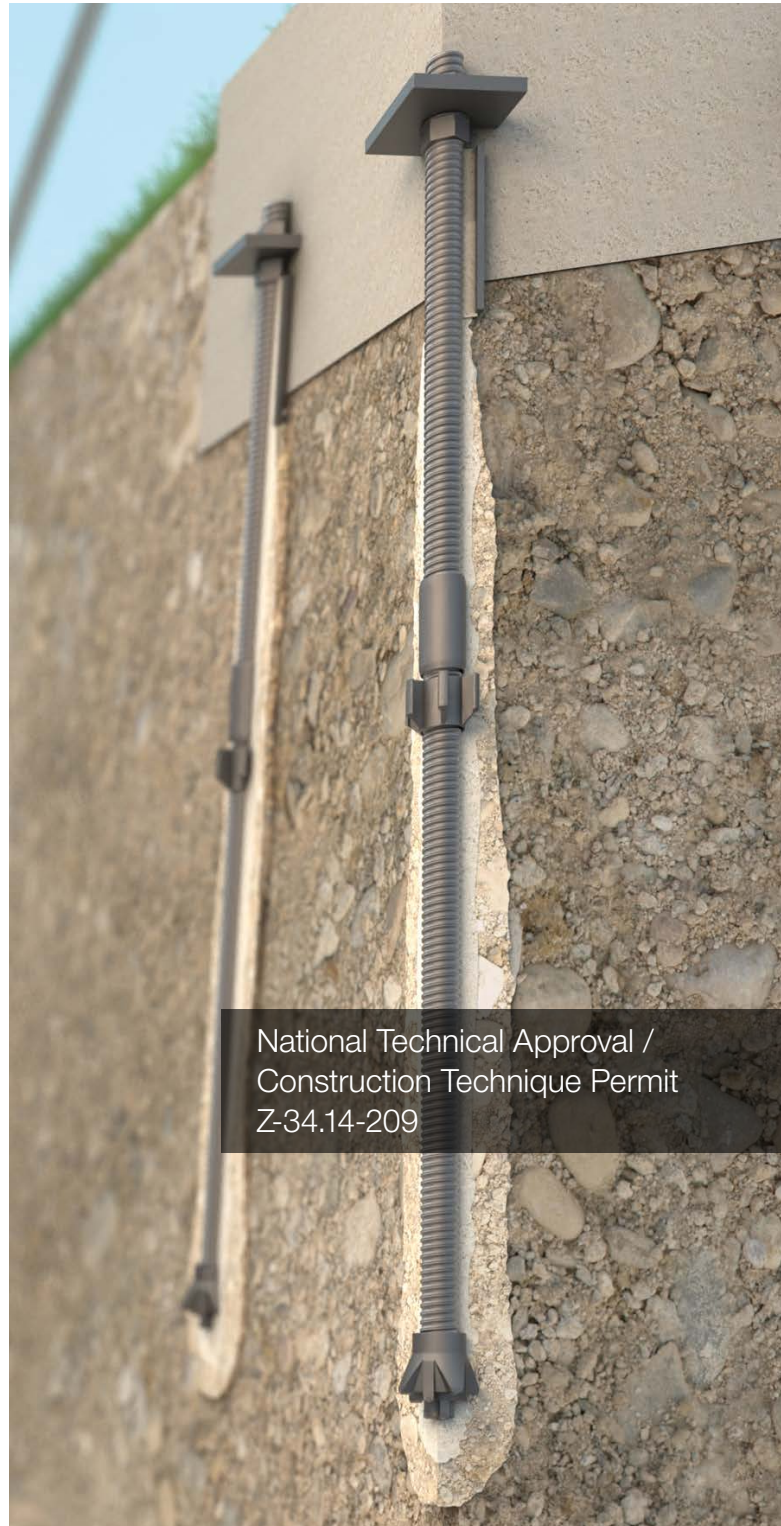




TITAN Micropile

One system – many applications

Temporary and permanent



National Technical Approval /
Construction Technique Permit
Z-34.14-209

TITAN Micropile

National Technical Approval / Construction
Technique Permit Z-34.14-209

Broad range of applications – one system


The TITAN Micropile consist of a ribbed steel tube and a grout body made from a cement suspension. The system is permanently interlocked with the existing soil and is suitable for tensile, compressive and cyclic loads in permanent and temporary applications in accordance with a National Technical Approval.

TITAN Micropile

- as a tension and compression pile for foundations,
- as a tension pile for tying back retaining structures,
- for stabilising slopes, embankments and rock faces,
- in tunnelling.

The intention of this brochure is to provide a brief overview of the system and the various applications. Detailed information about TITAN Micropiles can be found in the application brochures and on the Internet at www.ischebeck.de or simply speak to your contact at ISCHEBECK.

TITAN micropiles comply with EN 14199 "Execution of special geotechnical works – micropiles" and in Germany their use is regulated by National Technical Approval / Construction Technique Permit Z-34.14-209 issued by the German Institute of Building Technology (DIBt).



Foundations, underpinning



Anchorage



Slope stabilisation



Tunnelling



Advantages for designers

- Approved system
- Quick, dependable planning
- Versatile – also suitable for difficult boundary conditions
- Can be used in all soil types

Advantages for contractors

- Standard method irrespective of type of application
- Suitable for use on confined sites
- Fast progress on site
- Unaffected by changing soil conditions
- No additional plant necessary


Advantages for clients

- No ongoing costs for monitoring tests
- Permanent corrosion protection
- Highly reliable installation method
- Avoids a major intervention in existing works
- Economic system

Foundations, underpinning and preventing uplift

TITAN micropiles transfer tensile, compressive and cyclic loads to deeper loadbearing strata via skin friction.

- Can also be installed with compact, lightweight equipment
- Easy-drilling, low-vibration solution
- Suitable for use on cramped sites
- Permanent solution
- Minimal settlement



Installation in historic building

Underpinning works at St. Georg Monastery, Heggbach

More headroom was required in the basement which meant the existing foundations had to be underpinned in order to lower the basement floor slab by 1.50 m. Using the ISCHEBECK bayonet system it was possible to produce empty holes by uncoupling and withdrawing the steel tendon at a prescribed depth.



Noise barrier foundations

Koblenz–Trier railway line in Moselle valley, Bullay station
Special foundations near an underpass

- The large spacing of the foundations made it necessary to install 4 No. TITAN 52/26 and 2 No. TITAN 40/20 micropiles.
- These piles can carry both tensile and compressive forces.




Underpinning

Electricity pylon, Leutkirch
 Heavier ice loads made it necessary to underpin a pylon with TITAN 103/78 micropiles. The return flow of the cement was pumped away in a controlled manner to prevent spoiling this nature conservation area.



Foundations for bridge abutments

Gasterntal, Bernese Oberland, Switzerland
 Flooding had swept away the old bridge. TITAN 40/16 micropiles were used in the foundations for the new bridge abutments.




Protection against uplift

Cargo City, Frankfurt
 A total of 636 No. TITAN 40/20 micropiles in lengths from 5.00 to 7.00 m were drilled through the water with a 3.00 m long recoverable section in order to secure the underwater concrete slab against uplift. Each end plate was positioned at the right level together with drilling in one operation. Expensive operations involving divers to attach the end plates were therefore not required.

Anchorage

When used as a tension pile in compliance with EN 14199, even without prestressing, TITAN micropiles can transfer tensile loads to deeper loadbearing strata with only minor deformations.

- The alternative to prestressed anchors to EN 1537
- For temporary and permanent works
- Monitoring unnecessary
- System components can compensate for horizontal and vertical angles
- The analysis of the lower slip plane is carried out in a similar way to prestressed anchors to EAU 2012 (Recommendations of Committee for Waterfront Structures, Harbours & Waterways)



Anchoring sheet piles

Magdeburg inland port; pier, Elbtor district, Hamburg

- Installation of 25–30 m long TITAN 103/51 micropiles
- A casing surrounds the uppermost 12 m of each anchor pile in order to create a structural separation between the anchor and caisson or other existing structures



Anchoring a retaining wall

B258 road, Nürburg–Meuspath

Further netting and footway

- Sheet piles anchored with TITAN 40/20
- Lengths between 7.0 and 16.5 m
- System components can compensate for angles (spherical collar nut + end plate with spherical recess)



Refurbishing of sloping retaining wall

Wolfratshauser Berg

- Installed through almost vertical existing wall
- Drilling rig secured to an excavator via winches
- Only half of the road had to be closed



Excavation shoring

New company premises for DMOS GmbH, Dresden


- Excavation shoring in the form of a soldier pile wall
- Wall tied back with TITAN 40/16 and 52/26 anchors



Verge stabilisation B33 near Nussbach

A capping beam had to be added to an existing retaining wall below a hillside road.

- TITAN 40/20 raking and vertical piles to resist traffic and impact loads
- Mounting the drilling unit on a mini-excavator meant that only half of the road had to be closed.



Embankment upgrade

Braunschweig–Hannover railway line, Wierthe

- TITAN 52/26, 195 piles
- Installation monitored with measuring/control system
- Average length 15 m
- Top 3 m galvanised

Slope stabilisation

TITAN micropiles can be used as soil nails to EN 14490 to reinforce soils and improve the stability of embankments.

- Trouble-free installation in places with difficult access
- Noise, low-vibration operations
- For temporary and permanent applications
- Low site set-up costs
- Simple installation, also from railway tracks



Rock protection in Valais

Lötschberg railway, Bern–Brig, Switzerland
The anchors were drilled through the loose rock with the help of a cement suspension. Air flushing was used in the rock and the voids filled in a subsequent operation, which optimised the installation work in the granite.



Stabilising a railway embankment

Upgrading the Wilhelmshaven–Oldenburg line for the rail link to the Jade Weser Port.

- TITAN 30/11, 3300 piles
- in lengths of 8–12 m (total length 35 000 m)



Slope stabilisation railway line near Wolfratshausen

To protect the tracks against falling rocks, the 25 m high slope was secured with steel wire netting anchored in the ground.

- 9 m long TITAN 40/16 micropiles drilled from walking excavator
- Excavator secured by winches fixed at top of slope
- Additional corrosion protection (duplex) to top 3 m of each micropile



Slope protected with reinforced sprayed concrete

Excavation shoring, Polchin Zdroj, Poland
Ideally adapted to terrain contours and plan layout.



Slope stabilisation

Tröglhang, Garmisch-Partenkirchen
In the course of the Alpine Ski World Cup in 2011, the pistes were realigned and also widened in some instances. A tunnel was built below the Tröglhang using the cut-and-cover method, which required the following anchors:

- TITAN 30/11 for tying back the surface protection system (for later planting) at the head of the works
- TITAN 40/16 for soil nailing with sprayed concrete facing as excavation shoring
- TITAN 40/20 for tying back timber anchorwalls for widened entrance area



Slope stabilisation

Permanent securing of the excavation pit, Ennepetal


Instead of the originally planned cantilever retaining wall of up to 6m in height, the slope for the new warehouse was permanently secured by a sprayed concrete shell tied back with TITAN 30/11.

- Installation/securing already takes place at the same time as the excavation of the soil.
- No additional excavation or embankment for installing the wall elements.
- Compared to the cantilever retaining wall alternative, the total costs and the construction time could be halved.

Tunnelling

The TITAN Micropile can be used when tunnelling through loose rock:

- For securing the tunnel profile
- As a pipe umbrella for securing the tunnel entrance or working face
- As a system of radial anchors for reducing deformations in the tunnel
- For tunnel floor stabilisation with partial-face driving
- For jet grouting as an alternative to a pipe umbrella
- For refurbishing existing tunnels
- As roof bolting to absorb large deformations in rock masses
- Quickset Roofbolt for use with rapid-hardening 2-part resins in the one-step method



Slope protected with reinforced sprayed concrete


Soil nailing for Laliki Tunnel, Poland
Portal stabilised with duplex-coated micropiles.



Portal stabilisation

Walberg and Hopfenberg tunnels
Securing the tunnel portals in the course of the new A44 motorway from Kassel to Eisenach.

- 1650 TITAN 40/20 soil nails
- Total length 13 350 m





Portal stabilisation

Escape tunnel for Felderhalde Tunnel, Isny, Allgäu
Securing the portal profiles (east and west) with TITAN 40/20 injected spiles to form a composite canopy:

- 21 spiles 15 m long at a spacing of 300 mm per portal
- To ensure accurate drilling, the holes were drilled with a pilot bit consisting of a carbide shouldered bit plus a 750 mm long steel guide rod.

Tunnel stabilisation

Pipe umbrella for Santiago di Chile underground



Partial-face driving

Santiago di Chile underground
Jet grouting



TITAN Micropile – the system at a glance

TITAN hollow steel tendon with 3-in-1 function

The ribbed steel tube made from fine-grain structural steel functions as a sacrificial drilling rod, injection tube and reinforcing bar. The low number of components guarantees effective working and flexible adaptation to site and ground conditions.

- 17 different sizes of hollow steel bar
- Up to 250 bar grouting pressure

Reinforcing bar made from fine-grain structural steel grade S 460 NH


- Tough, ductile steel
- No sudden failure
- Satisfies all demands placed on reinforcing steel

Injection tube

- Drilled hole inevitably filled completely with the cement suspension starting from the bottom up
- No separate casing necessary
- Tube with high buckling and bending resistance
- Flushing and drilling fluid stabilises the drilled hole like a diaphragm wall

Drilling rod with continuous TITAN thread

- Can be shortened or lengthened as required
- Self-locking thread = no counternuts necessary
- Optimum thread form for good shear bond



Head details for every application

- Standardised
- Verified typical calculations

For further information please refer to our brochure on pile head details.

Grout body

- Corrosion protection
- Transfers forces from hollow steel tendon to surrounding soil via bond and skin friction

Coupling nut

- For cyclic and dynamic loads
- Optimum transfer of impact energy
- Impervious up to 250 bar

Centraliser

- Helps to ensure a stable direction during drilling
- Ensures a consistent cover of cement grout

Drill bits

Available for every type of soil

Permanent corrosion protection

The special geometry of the thread limits the formation of cracks in the grout body even under heavy loads.

Crack widths remain below 0.1 mm and therefore satisfy the stipulations of the DIBt: the TITAN Micropile is approved for permanent applications **without** the need for additional corrosion protection measures.

National Technical Approval /
Construction Technique Permit
Z-34.14-209

The photos show an anchor excavated and cut through for test purposes. The interlock between hollow steel tendon, cement grout cover, filter cake and soil is readily visible. The hollow steel tendon and coupler are fully embedded and therefore protected against corrosion.



In the case of special requirements, e. g. exposed steel tendons, we can offer the following as well:

- Hot-dip galvanising
- Duplex coating
- Stainless steel – resists corrosion without the need for a covering of cement grout



One method for all applications

Installed according to National Technical Approval Z-34.14-209

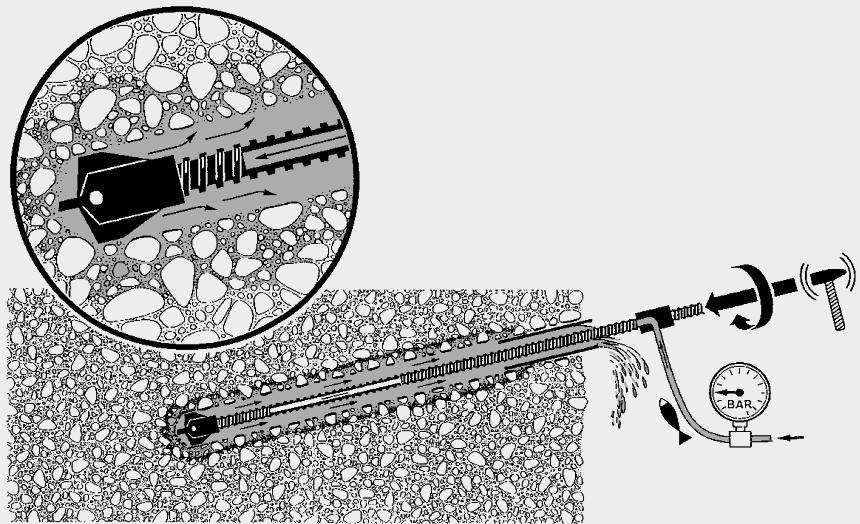
One operation – two steps

Irrespective of the ground conditions and the particular application, TITAN Micropile are always installed using the same method.

- Can also be used in changing soil conditions
- No separate casing required
- No multi-stage grouting

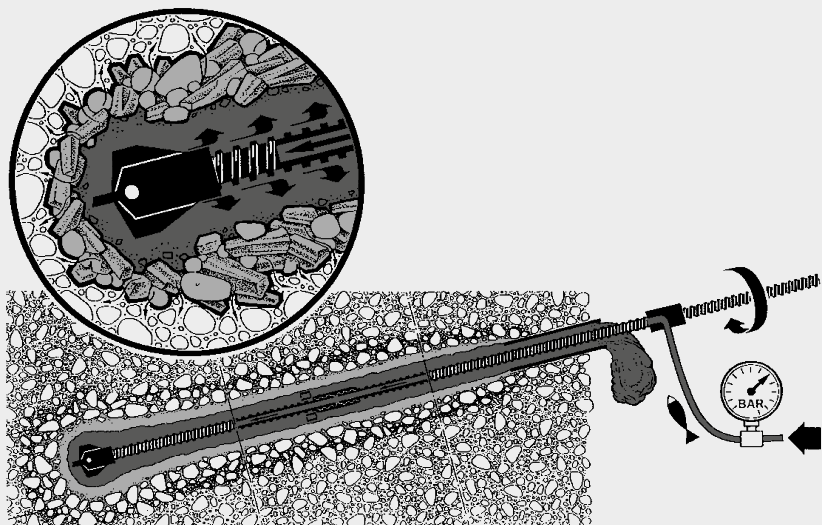
Step 1: Direct drilling

- A cement suspension is injected through the hollow steel tendon and forced out through the lateral flushing apertures in the drill bit.
- The cement suspension functions as a flushing and drilling fluid to prevent the sides of the hole from collapsing.
- The cement forms a mechanical interlock with the microstructure of the soil (filter cake).



Step 2: Dynamic grouting

- The fluid of step 1 is displaced by a stiff cement suspension ($w/c = 0.4-0.5$).
- A grout body forms, creating a high shear bond with the soil.
- The required minimum injection pressure of 5 bar is always achieved.





Hand-held pneumatic hammer drill

For installing small steel hollow tendons, TITAN 30 to TITAN 40.



Excavator-mounted drilling equipment with hydraulic drive

For installing small to medium-sized steel hollow tendons, TITAN 30 to TITAN 52.



Anchor drilling rigs

Universal crawler track-mounted units for installing all TITAN hollow steel tendons.

Suitable hammer drills

Pressure-grouting plant

TITAN 30/...	Epiroc COP 1036, 1038, 1238; Terra Infrastructure VD 50; Eurodrill RH 1 X, RH 2 X; Klemm KD 408, KD 511; Morath HB 23-GD70; TEI TE 160 HT, TE 260, TE260HT; HB70-GD70, HB70-GD100,	35 l/min	Pressure-grouting plant with water regulation, turbo mixer, 1 mixing receptacle + 1 reservoir, double plunger pump, up to 100 bar Manufacturers: Scheltzke, Obermann MAT, GERTEC, Häny, Morath, CemGrout
TITAN 40/...	Epiroc COP 1036, 1038, 1238; Terra Infrastructure VD 50; Eurodrill HD 1001-RH 1 X, HD 1002-RH 2 X; Klemm KD 408, KD 511, KD 1011; Morath HB 70-GD70, HB23-GD70, HB100-GD100, HB100-GD150, HB120-GD150; TEI TE 260 HT, TE 360, TE560	50 l/min	
TITAN 52/...	Terra Infrastructure VD100; Eurodrill RH 4 X; Klemm KD511, KD1011, KD1215R; Morath HB100-GD100, HB100-GD150, HB120-GD150, HB200-GD200; TEI TE760	70 l/min	
TITAN 73/...	Terra Infrastructure VD150; Eurodrill RH 10 X, RH 12 X; Klemm KD 1011, KD 1215R; Morath HB 100-GD150, HB200-GD200 HB120-GD150, HB200-GD200; TEI TE 1000	90 l/min	
TITAN 103/.. TITAN 127/...	Terra Infrastructure VD150 Eurodrill HD RH 16 X, RH 24 X; Klemm KD 1215R, KD 1828R; Morath HB200-GD200; TEI TE 1000	120 l/min	

Drilling rate: 0.3–1.0 m/min, approx. 50 r.p.m., flushing pressure 10-15 bar. Note: Compared with drilling holes in rock for explosive charges, reducing the drilling rate and the percussive action to approx. 1/3 is recommended. We recommend using rotary percussive plant for installing TITAN Micropiles.

FRIEDR. ISCHEBECK GMBH is, nationally and internationally, a leading manufacturer of products for geotechnical, formwork and trench shoring systems that have all been developed in line with German and international standards. Our products and services are founded on engineering expertise, diligence and a precise understanding of our customers' needs. As a result, we are also able to offer comprehensive, ancillary services that not only simplify your work with our products but also enable you to gain valuable know-how:

■ smartTITAN

Our digital tools simplify your work, save you time and enable you to planning reliability.

■ Downloads

Create an account on our website to get comprehensive information about our products.

■ Videos

Our product and company videos explain our services and help you to use our products.


■ Seminars

We offer high-quality specialist seminars – as in-house courses at your company, as online webinars or in our branches.

■ Trade fairs & congresses

You can get to know our products at many events around the world. We look forward to meeting and talking with you.

Detailed information about our services can be found on our website:
www.ischebeck.com



GET IN TOUCH

Are you looking for a contact to provide some advice for your building site? Have you got a question you'd like to ask us?

www.ischebeck.com/world

The images in this brochure represent snapshots of building sites. It may well be, therefore, that the situations shown do not yet fully meet certain (safety) technical requirements.

Certified management systems:

- Quality as per DIN EN ISO 9001:2015
- Environmental protection as per ISO 14001:2015
- Occupational safety as per ISO 45001:2018